




9904 Dudley Drive
Hudson's Hope BC V0C 1V0
Telephone 250-783-9901
Fax: 250-783-5741

Statement of Financial Information (SOFI) - 2022

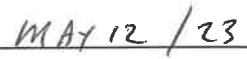
District of Hudson's Hope
Statement of Financial Information
For the Year Ended December 31, 2022

The following information package, prepared in accordance with the *Financial Information Act*, was approved by the District of Hudson's Hope Council in open meeting assembled on May 08, 2023.

On behalf of Council:



Dave Heiberg
Mayor




Date

The information contained in this package is certified as accurate and correct.



Mokles Rahman
Chief Administrative Officer



Date

District of Hudson's Hope
Statement of Financial Information For
the Year Ended December 31, 2022

Severance Agreements

The District of Hudson's Hope had no severance agreements.

District of Hudson's Hope
Statement of Financial Information
For the Year Ended December 31, 2022

Debts Covered by Sinking Funds or Reserves

The District of Hudson's Hope had no debt covered by sinking funds or reserves.

District of Hudson's Hope
Statement of Financial Information For
the Year Ended December 31, 2022

Loan Guarantee Agreement

The District of Hudson's Hope had no loan guarantee agreements.

District of Hudson's Hope
Statement of Financial Information
For the Year Ended December 31, 2022

MANAGEMENT REPORT


The District of Hudson's Hope was incorporated in 1965 as a District Municipality under the *Community Charter*, formerly the *Municipal Act*, a statute of the Province of British Columbia. Its principal activities include the provision of local government services to residents of the incorporated area. These include administrative, protective, transportation, environmental, recreational, water, sanitary sewer, and fiscal services. The authority to collect property taxes and user fees and the authority to create and enforce bylaws is granted under provisions of the *Local Government Act* and the *Community Charter*. Services are provided primarily within the political boundaries of the District of Hudson's Hope.

The role of Council is to legislate bylaws; to establish goals, regulations, and policies; and to provide overall direction for management in achieving these goals. The role of management is to carry out Council's directions in accordance with established bylaws, regulations, and policies. Management also oversees the day-to-day operations of the municipality. Specifically, the role of the financial manager consists of fulfilling all statutory requirements relating to finance, investment of surplus funds, safeguarding of assets, and financial reporting. The role of the municipal auditors is to provide an annual independent audit of the municipality's financial statements. Portions of this information package are excerpts of the 2022 audited financial statements.



Mokles Rahman

Chief Administrative Officer



Date

District of Hudson's Hope
Schedule of Remuneration and Expenses
31-Dec-22

Elected Officials

Name	Position	Reumneration	Expenses	Total
Dave Heiberg	Mayor	24,985.12	1,191.44	26,176.56
Mattias Gibbs	Councillor	10,068.04	-	10,068.04
Patricia Markin	Councillor	4,252.70	-	4,252.70
Kelly Miller	Councillor	10,606.48	407.48	11,013.96
Travous Quibell	Councillor	10,606.48	117.12	10,723.60
Valerie Paice	Councillor	9,318.04	117.12	9,435.16
Leigh Summer	Councillor	8,718.04	-	8,718.04
James Cryderman	Councillor	1,488.45	-	1,488.45
Tina Jeffrey	Councillor	1,488.45	-	1,488.45
Debbie Beattie	Councillor	1,488.45	239.49	1,727.94
Tashana Winnicky	Councillor	2,188.45	438.72	2,627.17
		<u>85,208.70</u>	<u>2,511.37</u>	<u>87,720.07</u>

Other Employees

Employees Over \$75,000

Mokles Rahman	131,294.13	1,344.72	132,638.85
Ruhul Amin	123,206.68	8,534.60	131,741.28
Brad Milton	104,573.57	117.12	104,690.69
Keith Reschke	101,298.95	345.96	101,644.91
Darren Anderson	100,217.94	2,619.17	102,837.11
John Vandenberg	93,382.64	490.50	93,873.14
Marcel Budalich	87,648.57	-	87,648.57
Tonia Alexander	83,271.69	661.00	83,932.69
Kim Trask	80,728.75	2,245.84	82,974.59
Greg Schafer	78,473.31	315.63	78,788.94
Jeanette McDougall	76,503.24	2,332.89	78,836.13
Cindy Edgar	75,619.37	3,011.14	78,630.51
Consolidated Total of Other Employees and expenses Under \$75,000	964,601.59	11,063.63	975,665.22
	<u>2,100,820.43</u>	<u>33,082.20</u>	<u>2,133,902.63</u>

Reconciliation

Total Remuneration - Elected Officials	85,208.70
Total Remuneration - Employees	2,100,820.43
Total Severance - Employees	-
District Portion of EI and CPP	<u>123,208.23</u>
Subtotal	2,309,237.36
Reconciling Items	
Superannuation and WCB Payments Included in Expense Accounts Below	184,743.63
Benefit Payments Included in Below	146,711.37
Unreconciled Difference	<u>2,640,692.36</u>

Total Per Statement of Revenue
and Expenditure

Note 18	Wages and Benefits	2,594,426.00
	Wages Not Included in Note 18:	<u>46,266.36</u>
		<u>2,640,692.36</u>

District of Hudson's Hope
 Schedule Showing Payments Made for Provision of Goods and Services
 31-Dec-22

Suppliers With Aggregate Payments Exceeding \$25,000

Supplier Name	Amount
ALL-WEST GLASS	33,805.35
ACL CONSTRUCTION LTD	169,663.61
BC HYDRO - BILL PAYMENT ONLINE	163,563.59
BCGEU	27,108.04
B.C. ASSESSMENT	39,980.27
BUTLER RIDGE ENERGY SERVICES (2011) LTD.	37,869.10
COLLABRIA VISA - ONLINE PAYMENT	148,164.37
CLEAR BLUE WATER SYSTEMS LTD.	179,533.84
DGH ENGINEERING LTD.	30,607.50
DELCO AUTOMATION INC.	242,378.09
DM HENDERSON ROOFING LTD.	56,574.46
EPSCAN	86,898.10
ENERGETIC TRAFFIC CONTROL LTD.	47,974.95
FORT ST. JOHN CO-OPERATIVE ASSOC.	99,009.11
FORTISBC - NATURAL GAS	86,120.81
ICBC	40,831.00
INDUSTRA CONSTRUCTION CORP	210,000.00
I.T. PARTNERS	50,489.15
KNELSON SAND & GRAVEL LTD	265,960.20
KARLIN ENTERPRISES	79,530.47
KPMG LLP, T4348	41,370.00
KNAPPETT INDUSTRIES (2006) LTD.	71,662.27
LIDSTONE & COMPANY	104,251.29
L & M ENGINEERING LTD.	125,159.09
MASON, RICHARD	41,947.46
MINISTER OF FINANCE SCHOOL TAXES	2,742,011.65
MUNICIPAL PENSION PLAN - ONLINE PAYMENT	257,095.96
MCELHANNEY LTD	190,173.58
MUNISIGHT LTD.	35,280.00
PEACE RIVER REGIONAL DISTRICT	261,986.74
PEACE RIVER REGIONAL HOSPITAL DISTRICT	241,005.76
PETRON COMMUNICATIONS LTD.	93,923.08
PACIFIC BLUE CROSS - ONLINE PAYMENT	114,542.94
PRATT HONEY WAGON LTD.	34,707.75
PRO NORTH HEATING INC.	28,575.49
RECEIVER GENERAL FOR CANADA - PAYROLL	470,306.61
RECEIVER GENERAL FOR CANADA - PAYROLL	96,179.53
SWAMP DONKEY OILFIELD SERVICES INC.	200,618.33
TELUS - ONLINE PAYMENT	41,162.73
TELUS MOBILITY	34,447.00
URBAN SYSTEMS	43,221.00
VALLEY PURE WATER & BREWING	29,326.00
WORK SAFE BC - ONLINE PAYMENT	51,174.20
WILLIS CANADA INC.	127,614.00
Payments Made (Vendors Over \$25,000)	<u>7,573,804.47</u>
Consolidated Total Paid to Suppliers Who Received Aggregate Payments of \$25,000 or Less	837,578.77
Consolidated Total of Grants and Contributions Exceeding \$25,000	214,526.16
Consolidated Total of Grants and Contributions Under \$25,000	37,292.55
	<u><u>1,089,397.48</u></u>

Reconciliation**Total of All Payments Above**

8,663,201.95

Reconciling Items

DEDUCT TRANSFERS TO OTHER GOVERNMENTS NETTED AGAINST TAXATION REVENUE (F/S NOTE 11)	(3,463,273.00)	
ADD RENUMERATION PAID TO EMPLOYEES AND GOVERNMENT APPOINTED OFFICIALS	2,309,237.36	
DEDUCT AMTS PAID TO GOV OFFICIALS INCLUDED IN PYMTS TOTAL	-	
ADD HOMEOWNER GRANT DEDUCTIONS INCLUDED IN TRANSFERS DEDUCTIONS (PER T4/T4A SUMMARY)	226,892.00	
EHT PAYMENTS EFT	(697,358.73)	
DEDUCT RECOVERABLE GST INCLUDED IN PAYMENTS ABOVE	39,823.84	
ADD BANK CHARGED AUTOMATICALLY DEBITED	(189,149.60)	
ADD LEASE PAYMENTS	4,125.61	
DEDUCT PAYMENTS ON 12 MILE EXTENSION	14,752.40	
DEDUCT LOAN PRINCIPAL	(795.18)	
CHANGE IN INVENTORIES	(1,764.99)	
ADD PREPAID EXPENSES 2021	15,126.00	
DEDUCT PREPAID EXPENSES 2022	18,580.00	
DEDUCT 2021 ACCOUNTS PAYABLE	(19,450.00)	
ADD 2022 ACCOUNTS PAYABLE	(525,994.00)	
UNRECONCILED DIFFERENCE	375,688.00	
	1,188.54	
	(1,892,371.75)	
Adjusted Total Payments		<u>6,770,830.20</u>
TOTAL EXPENDITURES PER CONSOLIDATED STATEMENT FINANCIAL ACITIVITIES	7,067,123.00	
ADD EXPENSE REIMBURSEMENT (employee expenses)	33,082.20	
LESS AMORITIZATION EXPENSE	(1,087,444.00)	
ADD CAPITAL EXPENDITURES	1,119,436.00	
WRITE-DOWN OF LAND HELD FOR SALE	(82,940.00)	
DEDUCT LOSS ON DISPOSAL	(278,427.00)	
		<u>6,770,830.20</u>
		-

District of Hudson's Hope
Schedule of Grants-in-aid
31-Dec-22

HUDSON'S HOPE PUBLIC LIBRARY ASSOCIATION	125,637.53
HUDSON'S HOPE HISTORICAL SOCIETY	88,888.63
DOUBLE H SADDLE CLUB	15,602.55
HUDSON'S HOPE HEALTH CARE & HOUSING	10,000.00
FRIENDS OF HUDSON'S HOPE	5,000.00
HUDSON'S HOPE FALL FAIR SOCIETY	2,500.00
PEACE VALLEY ARTS SOCIETY	2,500.00
PEACE VALLEY ARTS SOCIETY	890.00
HOPE FOR HEALTH SOCIETY	800.00
Total	<u><u>251,818.71</u></u>

Consolidated Financial Statements of

DISTRICT OF HUDSON'S HOPE

And Independent Auditor's Report thereon

Year ended December 31, 2022



HUDSON'S
HOPE
PLAYGROUND OF THE PEACE

DISTRICT OF HUDSON'S HOPE

Table of Contents

	Page
Consolidated Financial Statements	
Management Responsibility for the Consolidated Financial Statements	
Independent Auditor's Report	
Financial Statements:	
Consolidated Statement of Financial Position	1
Consolidated Statement of Operations and Accumulated Surplus	2
Consolidated Statement of Change in Net Financial Assets	3
Consolidated Statement of Cash Flows	4
Notes to Consolidated Financial Statements	5 - 25



MANAGEMENT'S RESPONSIBILITY FOR THE CONSOLIDATED FINANCIAL STATEMENTS

The accompanying consolidated financial statements of the District of Hudson's Hope (the "District") are the responsibility of the District's management and have been prepared in compliance with legislation, and in accordance with generally accepted accounting principles for local governments established by the Public Sector Accounting Board of Chartered Professional Accountants of Canada. A summary of the significant accounting policies are described in Note 1 to the consolidated financial statements. The preparation of consolidated financial statements necessarily involves the use of estimates based on management's judgment, particularly when transactions affecting the current accounting period cannot be finalized with certainty until future periods.

The District's management maintains a system of internal controls designed to provide reasonable assurance that assets are safeguarded, transactions are properly authorized and recorded in compliance with legislative and regulatory requirements, and reliable financial information is available on a timely basis for preparation of the consolidated financial statements. These systems are monitored and evaluated by management.

Mayor and Council meet with management and the external auditors to review the consolidated financial statements and discuss any significant financial reporting or internal control matters prior to their approval of the consolidated financial statements.

The consolidated financial statements have been audited by KPMG LLP, independent external auditors appointed by the District. The accompanying Independent Auditor's Report outlines their responsibilities, the scope of their examination and their opinion on the District's consolidated financial statements.

Mr. Mokles Rahman
Chief Administrative Officer

Mrs. Tonia Alexander
Deputy Treasurer





KPMG LLP
177 Victoria Street, Suite 400
Prince George BC V2L 5R8
Canada
Tel (250) 563-7151
Fax (250) 563-5693

INDEPENDENT AUDITOR'S REPORT

To the Mayor and Council of District of Hudson's Hope

Opinion

We have audited the consolidated financial statements of District of Hudson's Hope (the District), which comprise:

- the consolidated statement of financial position as at December 31, 2022
- the consolidated statement of operations and accumulated surplus for the year then ended
- the consolidated statement of change in net financial assets for the year then ended
- the consolidated statement of cash flows for the year then ended
- and notes to the consolidated financial statements, including a summary of significant accounting policies

(Hereinafter referred to as the "financial statements").

In our opinion, the accompanying consolidated financial statements present fairly, in all material respects, the consolidated financial position of the District as at December 31, 2022 and its consolidated results of operations, its consolidated changes in net financial assets and its consolidated cash flows for the year then ended in accordance with Canadian public sector accounting standards.

Basis for Opinion

We conducted our audit in accordance with Canadian generally accepted auditing standards. Our responsibilities under those standards are further described in the "**Auditor's Responsibilities for the Audit of the Financial Statements**" section of our auditors' report.

We are independent of the District in accordance with the ethical requirements that are relevant to our audit of the financial statements in Canada and we have fulfilled our other ethical responsibilities in accordance with these requirements.

We believe that the audit evidence we have obtained is sufficient and appropriate to provide a basis for our opinion.

Responsibilities of Management and Those Charged with Governance for the Financial Statements

Management is responsible for the preparation and fair presentation of the financial statements in accordance with Canadian public sector accounting standards, and for such internal control as management determines is necessary to enable the preparation of financial statements that are free from material misstatement, whether due to fraud or error.



In preparing the financial statements, management is responsible for assessing the District's ability to continue as a going concern, disclosing, as applicable, matters related to going concern and using the going concern basis of accounting unless management either intends to liquidate the District or to cease operations, or has no realistic alternative but to do so.

Those charged with Governance are responsible for overseeing the District's financial reporting process.

Auditor's Responsibilities for the Audit of the Financial Statements

Our objectives are to obtain reasonable assurance about whether the financial statements as a whole are free from material misstatement, whether due to fraud or error, and to issue an auditor's report that includes our opinion.

Reasonable assurance is a high level of assurance, but is not a guarantee that an audit conducted in accordance with Canadian generally accepted auditing standards will always detect a material misstatement when it exists.

Misstatements can arise from fraud or error and are considered material if, individually or in the aggregate, they could reasonably be expected to influence the economic decisions of users taken on the basis of the financial statements.

As part of an audit in accordance with Canadian generally accepted auditing standards, we exercise professional judgment and maintain professional skepticism throughout the audit.

We also:

- Identify and assess the risks of material misstatement of the financial statements, whether due to fraud or error, design and perform audit procedures responsive to those risks, and obtain audit evidence that is sufficient and appropriate to provide a basis for our opinion.
The risk of not detecting a material misstatement resulting from fraud is higher than for one resulting from error, as fraud may involve collusion, forgery, intentional omissions, misrepresentations, or the override of internal control.
- Obtain an understanding of internal control relevant to the audit in order to design audit procedures that are appropriate in the circumstances, but not for the purpose of expressing an opinion on the effectiveness of the District's internal control.
- Evaluate the appropriateness of accounting policies used and the reasonableness of accounting estimates and related disclosures made by management.
- Conclude on the appropriateness of management's use of the going concern basis of accounting and, based on the audit evidence obtained, whether a material uncertainty exists related to events or conditions that may cast significant doubt on the District's ability to continue as a going concern. If we conclude that a material uncertainty exists, we are required to draw attention in our auditor's report to the related disclosures in the financial statements or, if such disclosures are inadequate, to modify our opinion. Our conclusions are based on the audit evidence obtained up to the date of our auditors' report. However, future events or conditions may cause the District to cease to continue as a going concern.



Page 3

- Evaluate the overall presentation, structure and content of the financial statements, including the disclosures, and whether the financial statements represent the underlying transactions and events in a manner that achieves fair presentation
- Communicate with those charged with governance regarding, among other matters, the planned scope and timing of the audit and significant audit findings, including any significant deficiencies in internal control that we identify during our audit.

KPMG LLP

Chartered Professional Accountants

Prince George, Canada

March 27, 2023



DISTRICT OF HUDSON'S HOPE

DISTRICT OF HUDSON'S HOPE
Consolidated Statement of Financial Position

December 31, 2022, with comparative information for 2021

	2022	2021
Financial assets:		
Cash and cash equivalents (note 2)	\$ 8,121,812	\$ 7,954,040
Accounts receivable (note 3)	956,839	235,469
Deposit - Municipal Finance Authority	-	528
	<u>9,078,651</u>	<u>8,190,037</u>
Financial liabilities:		
Accounts payable and accrued liabilities (note 4)	375,688	525,994
Reserve - Municipal Finance Authority	-	528
Deferred revenue (note 5)	510,393	519,708
Debt, net of sinking funds (note 6)	-	3,056
	<u>886,081</u>	<u>1,049,286</u>
Net financial assets	8,192,570	7,140,751
Non-financial assets:		
Tangible capital assets (note 7)	26,311,052	26,596,248
Land held for resale (note 8)	112,683	524,000
Prepaid expenses	19,450	18,580
Inventories	89,866	104,992
	<u>26,533,051</u>	<u>27,243,820</u>
Accumulated surplus (note 9)	<u>\$ 34,725,621</u>	<u>\$ 34,384,571</u>

Commitments and contingencies (note 10)

See accompanying notes to consolidated financial statements



Mayor



Chief Administrative Officer



DISTRICT OF HUDSON'S HOPE

DISTRICT OF HUDSON'S HOPE

Consolidated Statement of Operations and Accumulated Surplus

Year ended December 31, 2022, with comparative information for 2021

	2022 Budget (note 16)	2022 Actual	2021 Actual
Revenue (note 18):			
Net taxation revenue (note 11)	\$ 2,457,155	\$ 2,422,754	\$ 2,282,471
Grants in lieu of taxes	1,944,214	1,945,097	1,873,254
Sales of services and user charges (note 12)	690,240	528,708	581,019
Other	142,411	535,465	142,445
Government transfers: (note 13)			
Provincial	1,229,007	1,873,597	2,152,741
Federal	97,849	102,552	200,421
Total revenue	6,560,876	7,408,173	7,232,351
Expenses (note 18):			
General government services and administration (note 14)	1,466,578	2,095,899	2,087,664
Protective services	414,084	479,092	283,937
Public works services	1,954,404	1,609,089	1,558,145
Environmental and public health services	60,000	51,574	49,152
Environmental development services	40,000	17,174	12,099
Recreation and cultural services	1,077,886	949,888	814,694
Planning, development and bylaw services	94,899	84,904	92,188
Water utility and sanitary sewer systems	493,274	1,779,503	782,000
Total expenses	5,601,125	7,067,123	5,679,879
Annual surplus	959,751	341,050	1,552,472
Accumulated surplus, beginning of year	34,384,571	34,384,571	32,832,099
Accumulated surplus, end of year	\$ 35,344,322	\$ 34,725,621	\$ 34,384,571

See accompanying notes to consolidated financial statements.



DISTRICT OF HUDSON'S HOPE

DISTRICT OF HUDSON'S HOPE

Consolidated Statement of Change in Net Financial Assets

Year ended December 31, 2022, with comparative information for 2021

	2022 Budget	2022	2021
Annual surplus	\$ 959,751	\$ 341,050	\$ 1,552,472
Acquisition of tangible capital assets	(2,394,500)	(1,119,436)	(3,110,560)
Proceeds on sale of land held for resale	-	328,377	-
Amortization of tangible capital assets	-	1,087,444	1,098,839
Write-down of land held for resale	-	-	133,600
Loss on sale of land held for resale	-	82,940	-
Loss on sale of tangible capital assets	-	290,387	13,493
Proceeds on sale of tangible capital assets	-	26,801	3,500
	(1,434,749)	1,037,563	(308,656)
Use of inventories	-	15,126	61,536
Use of prepaid expenses	-	18,580	19,217
Acquisition of prepaid expenses	-	(19,450)	(18,580)
Change in net financial assets	(1,434,749)	1,051,819	(246,483)
Net financial assets, beginning of year	7,140,751	7,140,751	7,387,234
Net financial assets, end of year	\$ 5,706,002	\$ 8,192,570	\$ 7,140,751

See accompanying notes to consolidated financial statements.



DISTRICT OF HUDSON'S HOPE

DISTRICT OF HUDSON'S HOPE

Consolidated Statement of Cash Flows

Year ended December 31, 2022, with comparative information for 2021

	2022 Actual	2021 Actual
Cash provided by (used in):		
Operating activities:		
Annual surplus	\$ 341,050	\$ 1,552,472
Items not involving cash:		
Amortization of tangible capital assets	1,087,444	1,098,839
Loss on sale of tangible capital assets	290,387	13,493
Write down of land held for resale	-	133,600
Loss on sale of land held for resale	82,940	-
Changes in non-cash operating working capital:		
Accounts receivable	(721,370)	1,332,886
Deposit - Municipal Finance Authority	528	(9)
Inventories	15,126	61,536
Accounts payable and accrued liabilities	(150,305)	21,486
Reserve - Municipal Finance Authority	(528)	9
Prepaid expenses	(870)	637
Deferred revenue	(9,315)	(19,415)
	<u>594,036</u>	<u>4,195,534</u>
Capital activities:		
Proceeds on sale of tangible capital assets	26,801	3,500
Acquisition of tangible capital assets	(1,119,436)	(3,110,560)
Proceeds on sale of land held for resale	328,377	-
	<u>(764,258)</u>	<u>(3,107,060)</u>
Financing activities:		
Repayment of debt	(3,056)	(2,939)
	<u>167,772</u>	<u>1,085,537</u>
Increase in cash and cash equivalents	167,772	1,085,537
Cash and cash equivalents, beginning of year	7,954,040	6,868,503
Cash and cash equivalents, end of year	<u>\$ 8,121,812</u>	<u>\$ 7,954,040</u>

See accompanying notes to consolidated financial statements.



DISTRICT OF HUDSON'S HOPE

DISTRICT OF HUDSON'S HOPE

Notes to Consolidated Financial Statements

Year ended December 31, 2022

Nature of operations:

The District of Hudson's Hope (the "District") was incorporated in 1965 as a District Municipality under the Community Charter, formerly the Municipal Act, a statute of the Province of British Columbia. Its principal activities include the provision of local government services to residents of the incorporated area. These include administrative, protective, transportation, environmental, recreational, water, sanitary sewer and fiscal services.

1. Significant accounting policies:

The consolidated financial statements of the District are prepared in accordance with Canadian generally accepted accounting principles for governments as recommended by the Public Sector Accounting Board ("PSAB") of the Chartered Professional Accountants of Canada. Significant accounting policies adopted by the District are as follows:

(a) Basis of consolidation:

(i) Consolidated entities:

The consolidated financial statements reflect the assets, liabilities, revenues and expenses of the reporting entity. The reporting entity is comprised of all organizations, committees and local boards accountable for the administration of their financial affairs and resources to the District and which are owned or controlled by the District.

(ii) Accounting for Region and School Board Transactions:

The taxation, other revenues, expenses, assets and liabilities with respect to the operation of the Region and the School Board are not reflected in these consolidated financial statements.

(iii) Trust funds:

Trust funds and their related operations administered by the District are not included in these consolidated financial statements.



DISTRICT OF HUDSON'S HOPE

DISTRICT OF HUDSON'S HOPE

Notes to Consolidated Financial Statements (continued)

Year ended December 31, 2022

1. Significant accounting policies (continued):

(b) Basis of accounting:

The District follows the accrual method of accounting for revenues and expenses. Revenues are normally recognized in the year in which they are earned and measurable. Expenses are recognized as they are incurred and measurable as a result of receipt of goods or services and/or the creation of a legal obligation to pay.

(c) Revenue recognition:

The District recognizes revenue in accordance with the provisions of the Community Charter. The District is required to act as the agent for the collection of certain taxes and fees imposed by other authorities. Collections for other authorities are excluded from the District's taxation revenues.

Revenue unearned in the current period is reported on the consolidated statement of financial position as deferred revenue.

(d) Investment income:

Investment income is reported as revenue in the period earned. When required by the funding agency or related Act, investment income earned on deferred revenue is added to the investment and forms part of the deferred revenue balance.

(e) Cash and cash equivalents:

Cash equivalents include short-term highly liquid investments with a term to maturity of 90 days or less at acquisition.



DISTRICT OF HUDSON'S HOPE

DISTRICT OF HUDSON'S HOPE

Notes to Consolidated Financial Statements (continued)

Year ended December 31, 2022

1. Significant accounting policies (continued):

(f) Non-financial assets:

Non-financial assets are not available to discharge existing liabilities and are held for use in the provision of services. They have useful lives extending beyond the current year and are not intended for sale in the ordinary course of operations.

(i) Tangible capital assets:

Tangible capital assets are recorded at cost which includes amounts that are directly attributable to acquisition, construction, development or betterment of the asset. The cost, less residual value, of the tangible capital assets, excluding land, are amortized on a straight-line basis over their estimated useful lives as follows:

<u>Asset</u>	<u>Useful life - years</u>
Building and site improvements	10 - 50
Machinery and equipment	5 - 25
Road infrastructure	15 - 40
Water and sanitary sewer infrastructure	15 - 40

Annual amortization is charged in the year that an asset becomes available for productive use and in the year of disposal.

Assets under construction are not amortized until the asset is available for productive use.



DISTRICT OF HUDSON'S HOPE

DISTRICT OF HUDSON'S HOPE

Notes to Consolidated Financial Statements (continued)

Year ended December 31, 2022

1. Significant accounting policies (continued):

(f) Non-financial assets (continued):

(ii) Contributions to tangible capital assets:

Tangible capital assets received as contributions are recorded at their fair value at the date of receipt and also are recorded as revenue.

(iii) Interest capitalization:

The District does not capitalize interest costs associated with the acquisition or construction of a tangible capital asset.

(iv) Land held for resale:

Land held for sale is recorded at the lower of cost and net realizable value. Cost includes amounts for improvements to prepare the land for sale or servicing.

(v) Inventories:

Inventories consist of crushed gravel and sand. Inventories are valued at the lower of cost and replacement cost with cost determined using a moving average basis.

(g) Use of estimates:

The preparation of the consolidated financial statements requires management to make estimates and assumptions that affect the reported amounts of assets and liabilities and disclosure of contingent assets and liabilities at the date of the financial statements and the reported amounts of revenue and expenses during the period. Items subject to such estimates and assumptions include the carrying amount of tangible capital assets and accounts payable and accrued liabilities. Actual results could differ from these estimates.



DISTRICT OF HUDSON'S HOPE

DISTRICT OF HUDSON'S HOPE

Notes to Consolidated Financial Statements (continued)

Year ended December 31, 2022

1. Significant accounting policies (continued):

(h) Contaminated sites:

Contaminated sites are defined as the result of contamination being introduced in air, soil, water or sediment of a chemical, organic, or radioactive material or live organism that exceeds an environmental standard.

A liability for remediation of contaminated sites is recognized, net of any expected recoveries, when all of the following criteria are met:

- i) an environmental standard exists;
- ii) contamination exceeds the environmental standard;
- iii) the organization is directly responsible or accepts responsibility for the liability;
- iv) future economic benefits will be given up, and
- v) a reasonable estimate of the liability can be made.

(i) Government transfers:

Government transfers, which include legislative grants, are recognized as revenue in the financial statements when the transfer is authorized and any eligibility criteria are met, except to the extent that transfer stipulations give rise to an obligation that meets the definition of a liability. Transfer revenue is recognized in the statements of operations as stipulations for liabilities are settled.

2. Cash and cash equivalents:

	2022	2021
Cash	\$ 3,345,848	\$ 3,577,939
Short-term investments	4,775,964	4,376,101
	\$ 8,121,812	\$ 7,954,040



DISTRICT OF HUDSON'S HOPE

DISTRICT OF HUDSON'S HOPE

Notes to Consolidated Financial Statements (continued)

Year ended December 31, 2022

3. Accounts receivable:

	2022	2021
Grants	\$ 824,085	\$ 106,592
Sales tax	32,719	62,943
Other	23,825	22,333
Taxes	76,210	43,601
	\$ 956,839	\$ 235,469

4. Accounts payable and accrued liabilities:

	2022	2021
Accounts payable - trade	\$ 250,828	\$ 402,940
Wages and related costs payable	119,195	104,163
Government remittances	2,940	16,166
Cemetery	2,725	2,725
	\$ 375,688	\$ 525,994

5. Deferred revenue:

	2022	2021
Partnering relationship agreement	\$ 510,393	\$ 519,708



DISTRICT OF HUDSON'S HOPE

DISTRICT OF HUDSON'S HOPE

Notes to Consolidated Financial Statements (continued)

Year ended December 31, 2022

6. Debt, net of sinking funds:

The District issues debt instruments through the Municipal Finance Authority of British Columbia ("MFA"), pursuant to security issuing bylaws under authority of Section 178 of the Community Charter, to finance certain capital expenditures.

	Purpose	Interest rate	Year of maturity	Debenture debt	Sinking Fund		
					Assets	Net debt 2022	Net debt 2021
General fund:							
	Local						
711	improvements	4.60%	2022	\$ 10,631	\$ 10,631	- \$	3,056

Debt is reported net of sinking fund balances on the consolidated statement of financial position. During the 2022 fiscal year, the debt matured and was repaid.

- (a) Sinking fund instalments are invested by the MFA and earn income which, together with principal payments, are expected to be sufficient to retire the sinking fund debt at maturity. For sinking fund agreements, the MFA has established either a normal sinking fund or a capital repayment equalization fund.
- (b) The District has established a \$200,000 operating line of credit, which bears interest at prime and is secured by term deposits and accounts receivable. As at December 31, 2022 borrowing against the operating line of credit was nil (2021 - nil).



DISTRICT OF HUDSON'S HOPE

DISTRICT OF HUDSON'S HOPE

Notes to Consolidated Financial Statements (continued)

Year ended December 31, 2022

7. Tangible capital assets:

	2022							
	Land	Buildings and site improvements	Machinery and equipment	Road infrastructure	Water infrastructure	Sanitary sewer infrastructure		Total
Cost:								
Balance, beginning of year	\$ 1,703,921	\$ 10,215,616	\$ 7,368,624	\$ 6,705,895	\$ 10,771,676	\$ 4,856,409		\$ 41,622,141
Additions	184,156	70,319	118,675	255,429	461,707	29,150		1,119,436
Disposals	-	-	(371,219)	(69,168)	(887)	(493,728)		(935,002)
Balance, end of year	1,888,077	10,285,935	7,116,080	6,892,156	11,232,496	4,391,831		41,806,575
Accumulated amortization:								
Balance, beginning of year	-	3,954,688	3,703,562	3,873,034	2,625,975	868,634		15,025,893
Amortization expense	-	236,720	365,040	124,164	237,142	124,378		1,087,444
Disposal	-	-	(321,423)	(69,168)	(190)	(227,033)		(617,814)
Balance, end of year	-	4,191,408	3,747,179	3,928,030	2,862,927	765,979		15,495,523
Net book value, end of year	\$ 1,888,077	\$ 6,094,527	\$ 3,368,901	\$ 2,964,126	\$ 8,369,569	\$ 3,625,852		\$ 26,311,052



DISTRICT OF HUDSON'S HOPE

DISTRICT OF HUDSON'S HOPE

Notes to Consolidated Financial Statements (continued)

Year ended December 31, 2022

7. Tangible capital assets (continued):

	2021							
	Land	Building and site improvements	Machinery and equipment	Road infrastructure	Water infrastructure	Sanitary sewer infrastructure		Total
Cost:								
Balance, beginning of year	\$ 1,485,018	\$ 10,072,122	\$ 7,438,587	\$ 6,351,426	\$ 9,551,889	\$ 4,152,249		\$ 39,051,291
Additions	218,903	143,494	348,869	356,714	1,337,017	705,563		3,110,560
Disposals	-	-	(418,832)	(2,245)	(117,230)	(1,403)		(539,710)
Balance, end of year	1,703,921	10,215,616	7,368,624	6,705,895	10,771,676	4,856,409		41,622,141
Accumulated amortization:								
Balance, beginning of year	-	3,700,655	3,732,775	3,760,607	2,503,227	752,507		14,449,771
Amortization expense	-	254,033	379,479	114,672	233,125	117,530		1,098,839
Disposal	-	-	(408,692)	(2,245)	(110,377)	(1,403)		(522,717)
Balance, end of year	-	3,954,688	3,703,562	3,873,034	2,625,975	868,634		15,025,893
Net book value, end of year	\$ 1,703,921	\$ 6,260,928	\$ 3,665,062	\$ 2,832,861	\$ 8,145,701	\$ 3,987,775		\$ 26,596,248



DISTRICT OF HUDSON'S HOPE

DISTRICT OF HUDSON'S HOPE

Notes to Consolidated Financial Statements (continued)

Year ended December 31, 2022

8. Land held for resale:

Land held for resale consists of seventeen lots in relation to the Lucas subdivision. During the year, 13 of the 17 subdivision lots were sold. In prior year, a write down of \$133,600 was recognized in general government services and administration on the consolidated statement of operations for the Lucas subdivision. No write down was required within 2022.

	2022	2021
Balance, beginning of year	\$ 524,000	\$ 657,600
Write down	-	(133,600)
Sales of lots, at cost	(411,317)	-
Net book value, end of year	\$ 112,683	\$ 524,000



DISTRICT OF HUDSON'S HOPE

DISTRICT OF HUDSON'S HOPE

Notes to Consolidated Financial Statements (continued)

Year ended December 31, 2022

9. Accumulated surplus:

	2022	2020
Surplus (deficit):		
Invested in tangible capital assets	\$ 26,311,052	\$ 26,596,246
General fund	4,735,715	4,503,855
Water utility fund	(852,841)	21,831
Sanitary sewer fund	36,600	75,793
	<u>30,230,526</u>	<u>31,197,725</u>
Reserves set aside by Council:		
Water utility fund:		
Unexpended funds:		
MFA debt reserve	149,210	148,140
MFA sinking fund surplus	77,103	76,550
	<u>226,313</u>	<u>224,690</u>
Reserve funds set aside for specific purposes by Council:		
Public works, infrastructure and equipment	3,008,490	2,094,310
General capital and office equipment	137,325	142,590
Water capital, infrastructure and equipment	263,601	127,299
Sewer capital, infrastructure and equipment	79,406	82,918
Tax sale properties	224,112	222,401
Community hall	152,522	121,587
Land	403,326	171,051
	<u>4,268,782</u>	<u>2,962,156</u>
	<u>\$ 34,725,621</u>	<u>\$ 34,384,571</u>



DISTRICT OF HUDSON'S HOPE

DISTRICT OF HUDSON'S HOPE

Notes to Consolidated Financial Statements (continued)

Year ended December 31, 2022

10. Commitments and contingencies:

- (a) The District is responsible, as a member of the Peace River Regional District, for its portion of any operating deficits or capital debt related to functions in which it participates. Management does not consider payment under this contingency to be likely and therefore no amounts have been accrued.
- (b) The District has debt instruments through the MFA. As a condition of these borrowings, the MFA requires that 1% of gross proceeds are deposited by the District into a debt reserve fund. The District is also required to execute demand notes in connection with each debenture whereby the District may be required to loan certain amounts to the MFA. These demand notes are contingent in nature and are not reflected in the accounts. During the 2022 fiscal year, the debt matured and was repaid.
- (c) The District and its employees contribute to the Municipal Pension Plan (a jointly trustee pension plan). The board of trustees, representing plan members and employers, is responsible for administering the plan, including investment of assets and administration of benefits. The plan is a multi-employer defined benefit pension plan. Basic pension benefits are based on a formula. As at December 31, 2021, the plan has about 227,000 active members and approximately 118,000 retired members. Active members include approximately 42,000 contributors from local governments.

Every three years, an actuarial valuation is performed to assess the financial position of the Plan and adequacy of plan funding. The actuary determines an appropriate combined employer and member contribution rate to fund the Plan. The actuary's calculated contribution rate is based on the entry-age normal cost method, which produces the long-term rate of member and employer contributions sufficient to provide benefits for average future entrants to the Plan. This rate may be then adjusted for the amortization of any actuarial funding surplus and will be adjusted for the amortization of any unfunded actuarial liability.

The most recent actuarial valuation for the Municipal Pension Plan as at December 31, 2021, indicated a \$3,761 million funding surplus for basic pension benefits on a going concern basis.

DISTRICT OF HUDSON'S HOPE

Notes to Consolidated Financial Statements (continued)

Year ended December 31, 2022

10. Commitments and contingencies (continued):

- (c) The District paid \$133,569 (2021 - \$140,514) for employer contributions to the Plan in fiscal 2022.

The next valuation will be as at December 31, 2024, with results available in 2025.

Employers participating in the Plan record their pension expense as the amount of employer contributions made during the fiscal year (defined contribution pension plan accounting). This is because the Plan records accrued liabilities and accrued assets for the Plan in aggregate, resulting in no consistent and reliable basis for allocating the obligation, assets and cost to individual employers participating in the Plan.

- (d) The District is obligated to collect and transmit property taxes levied on Hudson's Hope taxpayers in respect of the following bodies:

Ministry of Education, Province of British Columbia
Peace River Regional District
British Columbia Assessment Authority
Municipal Finance Authority
Peace River Regional Hospital District
Royal Canadian Mounted Police

- (e) The District is a participant in the Municipal Insurance Association of British Columbia. Should the Association pay out claim in excess of premiums received, it is possible that the District, along with other participants, would be required to contribute toward the deficit. Management does not consider external payment under this contingency to be likely and therefore no amounts have been accrued.
- (f) The District has entered into a contract with Hudson's Hope Public Library Association (the "Library") to provide financial assistance to the Library for library services. The term of the contract is for four years commencing on January 1, 2022 with annual payments consisting of \$125,638 plus 1.7% per year to be paid to the Library.
- (g) The District has entered into a contract with Hudson's Hope Historical Society and Museum (the "Museum") to provide financial assistance towards the operations of the Museum. The term of the contract is three years commencing on May 31, 2022 with annual payments consisting of \$87,576 plus 1.5% per year to be paid to the Museum.

DISTRICT OF HUDSON'S HOPE

Notes to Consolidated Financial Statements (continued)

Year ended December 31, 2022

11. Net taxation revenue:

The District is required to collect taxes on behalf of and transfer these amounts to the government agencies noted below:

	2022	2021
Taxes collected:		
General purposes	\$ 2,433,060	\$ 2,287,281
Collections for other governments	3,452,967	3,417,298
	<u>5,886,027</u>	<u>5,704,579</u>
Less transfers to other governments:		
Province of British Columbia - school taxes	2,884,241	2,860,134
Peace River Regional District	206,043	179,048
Peace River Regional Hospital District	241,006	232,514
Royal Canadian Mounted Police	91,919	110,800
B.C. Assessment Authority	39,980	39,530
Municipal Finance Authority	84	82
	<u>3,463,273</u>	<u>3,422,108</u>
	<u>\$ 2,422,754</u>	<u>\$ 2,282,471</u>

12. Sales of services and user charges:

The District recognizes sales of services and user charges as revenues in the period in which the services are provided. The sales of services and user charges reported on the consolidated statement of operations and accumulated surplus are as follows:

	2022	2021
Water utility	\$ 147,430	\$ 173,155
Sewer system	82,222	82,297
General government services	82,684	124,563
Planning, development and bylaw services	14,245	15,438
Environmental and public health services	91,413	87,758
Recreation and cultural services	110,714	97,808
	<u>\$ 528,708</u>	<u>\$ 581,019</u>

DISTRICT OF HUDSON'S HOPE

Notes to Consolidated Financial Statements (continued)

Year ended December 31, 2022

13. Government transfers:

	2022	2021
Revenue:		
Provincial grants:		
Canada Student Grant	\$ -	\$ 13,644
Climate Action revenue incentive program grant	48,082	5,546
BC Hydro	646,508	1,112,064
Federation of Canadian Municipalities	60,000	-
Peace River agreement - Fair Share	707,007	698,487
Small Community grant	397,000	313,000
Tourism BC grant	15,000	10,000
	1,873,597	2,152,741
Federal grants:		
Gas tax	102,552	200,421
	\$ 1,976,149	\$ 2,353,162

14. General government services and administration:

	2022	2021
Legislative	\$ 93,811	\$ 87,953
Grants in aid	37,292	12,944
General government services	1,885,945	1,909,746
ICBC	78,851	77,021
	\$ 2,095,899	\$ 2,087,664



DISTRICT OF HUDSON'S HOPE

DISTRICT OF HUDSON'S HOPE

Notes to Consolidated Financial Statements (continued)

Year ended December 31, 2022

15. Trust fund:

The District maintains a cemetery perpetual care fund in accordance with the Cemeteries and Funeral Services Act. As at December 31, 2022, the trust fund balance for both the liability and its corresponding term deposit is \$18,736 (2021 - \$18,300).

16. Budget data:

The budget data presented in these consolidated financial statements is based upon the 2022 operating and capital budgets approved by Council on May 9, 2022. Amortization was not contemplated on development of the budget and, as such, has not been included. The table below reconciles the approved budget to the budget figures reported in these consolidated financial statements.

	Budget amount
Revenues:	
Operating budget	\$ 6,560,876
Capital operations budget	1,704,500
Less:	
Transfers from other funds	(1,704,500)
	6,560,876
Expenses:	
Operating budget	6,182,725
Capital operations budget	2,394,500
Less:	
Transfers from other funds	(581,600)
Capital expenditures	(2,394,500)
	5,601,125
	\$ 959,751



DISTRICT OF HUDSON'S HOPE

DISTRICT OF HUDSON'S HOPE

Notes to Consolidated Financial Statements (continued)

Year ended December 31, 2022

17. Significant taxpayers:

The District derives a significant portion of its taxation revenue from the utility sector. Any changes in this sector could have an impact on the ongoing operations of the District.

18. Segmented information:

Segmented information has been identified based upon lines of services provided by the District. District services are provided by the departments and their activities are reported by functional area in the body of the consolidated financial statements. Certain lines of services that have been separately disclosed in the segmented information, are as follows:

(i) General Government Services and Administration:

The general government services and administration provides the functions of corporate administration and legislative services and any other functions categorized as non-departmental in the District.

(ii) Protective Services:

Protective services is comprised of the fire department and other community protection costs incurred by the District.

(iii) Public Works Services:

The public works department is responsible for the delivery of municipal public works services related to the planning, development and maintenance of roadway systems, the maintenance of parks and open space, and street lighting in the District.

(iv) Environmental and Public Health Services:

Environmental and public health services is responsible for environmental programs such as waste management, which encompasses garbage collection and recycling. This segment is also responsible for rental of the doctor's office in the District.

DISTRICT OF HUDSON'S HOPE

Notes to Consolidated Financial Statements (continued)

Year ended December 31, 2022

18. Segmented information: (continued):

(v) Environment Development Services:

Environmental development services is responsible for community and economic development, in regard to community development projects.

(vi) Planning, Development and Bylaw Services:

Planning, development and bylaw services is responsible for community planning (OCP), zoning, bylaw enforcement, animal control and building inspection in the District.

(vii) Recreation and Culture Services:

Recreational and cultural services provides various recreational and cultural opportunities to the residents and visitors of the District, including the library, pool, arena, community hall, tourism information centre and museum.

(viii) Water Utility and Sanitary Sewer Systems:

The water utility installs and maintains water mains, pump stations and the water treatment plant. The treatment and distribution of water in the District is included in this segment. The sanitary sewer utility installs and maintains sewer mains, lift stations and the sewage treatment facility. The collection and treatment of sewage in the District is included in this segment.

Certain allocation methodologies are employed in the preparation of segmented financial information. Taxation and payments-in-lieu of taxes are allocated to the segments based on the segment that generated the revenue. Development charges earned and developer contributions received were allocated to the segment for which the charge was collected.

The accounting policies used in these segments are consistent with those followed in the preparation of the consolidated financial statements as disclosed in note 1.



DISTRICT OF HUDSON'S HOPE

DISTRICT OF HUDSON'S HOPE

Notes to Consolidated Financial Statements (continued)

Year ended December 31, 2022

18. Segmented information: (continued):

	2022								
	General Government Services and Administration	Protective Services	Public Works Services	Environmental and Public Health Services	Environmental Development Services	Planning, Development and Bylaw Services	Recreation and Culture Services	Water Utility and Sanitary Sewer System	Total
Revenue:									
Taxation	\$ 2,422,754	\$ -	\$ -	\$ -	\$ -	\$ -	\$ -	\$ -	2,422,754
Government transfers	1,346,151	-	-	-	-	-	-	629,998	1,976,149
Grants in lieu	1,945,097	-	-	-	-	-	-	-	1,945,097
Sales of services and user charges	82,683	-	-	91,413	-	14,245	110,714	229,653	528,708
Other	535,465	-	-	-	-	-	-	-	535,465
Total revenues	6,332,150	-	-	91,413	-	14,245	110,714	859,651	7,408,173
Expenses:									
Salaries, wages and employee benefits	692,735	210,024	1,193,255	-	-	-	241,127	257,285	2,594,426
Operating	347,517	249,627	379,144	39,457	17,174	38,223	707,659	1,160,698	2,939,499
Legislature	113,976	-	-	-	-	6,108	-	-	120,084
Amortization	737,883	-	-	-	-	-	-	361,520	1,099,403
Interest	5,158	-	-	-	-	-	-	-	5,158
Insurance	146,805	3,017	36,690	-	-	2,143	1,102	-	189,757
Professional services	51,825	16,424	-	-	-	38,430	-	-	106,679
Garbage disposal	-	-	-	12,117	-	-	-	-	12,117
Total expenses	2,095,899	479,092	1,609,089	51,574	17,174	84,904	949,888	1,779,503	7,067,123
Annual surplus (deficit)	\$ 4,236,251	\$ (479,092)	\$ (1,609,089)	\$ 39,839	\$ (17,174)	\$ (70,659)	\$ (839,174)	\$ (919,852)	\$ 341,050



DISTRICT OF HUDSON'S HOPE

DISTRICT OF HUDSON'S HOPE

Notes to Consolidated Financial Statements (continued)

Year ended December 31, 2022

18. Segmented information: (continued):

	2021									
	General Government Services and Administration	Protective Services	Public Works Services	Environmental and Public Health Services	Environmental Development Services	Planning, Development and Bylaw Services	Recreation and Culture Services	Water Utility and Sanitary Sewer System		Total
Revenue:										
Taxation	\$ 2,282,471	\$ -	\$ -	\$ -	\$ -	\$ -	\$ -	\$ -	\$ -	2,282,471
Government transfers	1,250,411	-	-	-	-	-	-	1,102,751	-	2,353,162
Grants in lieu	1,873,254	-	-	-	-	-	-	-	-	1,873,254
Sale of services and user charges	124,563	-	-	87,758	-	15,438	97,808	255,452	-	581,019
Other	142,445	-	-	-	-	-	-	-	-	142,445
Total revenue	5,673,144	-	-	87,758	-	15,438	97,808	1,358,203	-	7,232,351
Expenses:										
Salaries, wages and employee benefits	699,024	156,014	1,085,540	-	-	-	253,894	205,241	-	2,399,713
Operating	400,236	108,025	439,099	42,572	12,099	40,402	560,327	213,140	-	1,815,900
Legislature	94,551	-	-	-	-	5,960	-	-	-	100,511
Amortization	735,220	-	-	-	-	-	-	363,619	-	1,098,839
Interest (recovery)	4,363	-	-	-	-	-	-	-	-	4,363
Insurance	114,897	3,202	33,506	-	-	2,134	473	-	-	154,212
Professional services	39,373	16,696	-	-	-	43,692	-	-	-	99,761
Garbage disposal	-	-	-	6,580	-	-	-	-	-	6,580
Total expenses	2,087,664	283,937	1,558,145	49,152	12,099	92,188	814,694	782,000	-	5,679,879
Annual surplus (deficit)	\$ 3,585,480	\$ (283,937)	\$ (1,558,145)	\$ 38,606	\$ (12,099)	\$ (76,750)	\$ (716,886)	\$ 576,203	\$ -	\$ 1,552,472



DISTRICT OF HUDSON'S HOPE

DISTRICT OF HUDSON'S HOPE

Notes to Consolidated Financial Statements (continued)

Year ended December 31, 2022

19. Comparative information

Certain 2021 comparative information has been reclassified. The changes had no impact on prior year annual surplus.



DISTRICT OF HUDSON'S HOPE

Schedule 1 - Consolidated

Year ended December 31, 2022
(Unaudited)

In November 2020, the District of Hudson's Hope was the recipient of a \$499,000 grant under the COVID-19 Safe Restart for Local Governments program from the Province of BC. Due to the conditions of use this grant funding allows local governments to use the funding where the greatest need arises, the initial \$499,000 amount received was considered revenue in 2020 and included in grant revenue on the consolidated statement of operations and accumulated surplus. The District allocated \$89,662 within 2022 to cover operational costs and maintenance and repair costs for main structures within the District in addition to overall pandemic responses incurred since the beginning of the pandemic in the spring of 2020.

	2022
Balance of COVID-19 Safe Restart grant funds at December 31, 2021	\$ 334,957
Less amount utilized in 2022:	
Masks and Hand Sanitizer	2,526
Beattie Park Gazebo Roof Repair	11,470
Community Hall- Bathroom Repair	23,880
Council Entrance- Concrete Repair	10,225
Council Chambers- Sound System	17,919
Main Office Reno - Conceptual Design	22,213
Operations	1,429
	89,662
Main Office Entry	20,000
Main Office Entry- Flooring & Stairs	18,000
Council Chambers - Live Stream System	27,000
Public Spaces - Washrooms & Water Fountains	25,000
Playground & Gazebo - Pool Park	75,295
Playground & Gazebo - Dinosaur Lake	80,000
Total 2022 allocation of COVID-19 Safe Restart grant	245,295
Remaining COVID-19 Safe Restart grant	\$ -